



Visit us online:
www.pumpsupplies.co.uk

Flygt 3102

Electric Submersible Pump

- Cast Iron submersible pump available with a N (adaptive or standard), channel, vortex, chopper, or grinder impeller
- Available in guide rail, free standing, or dry well configurations
- Highly efficient pump performance

T: 01452 726999
F: 01452 721746
E: sales@pumpsupplies.co.uk

www.pumpsupplies.co.uk





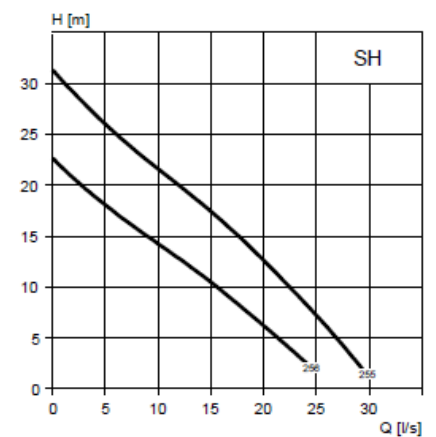
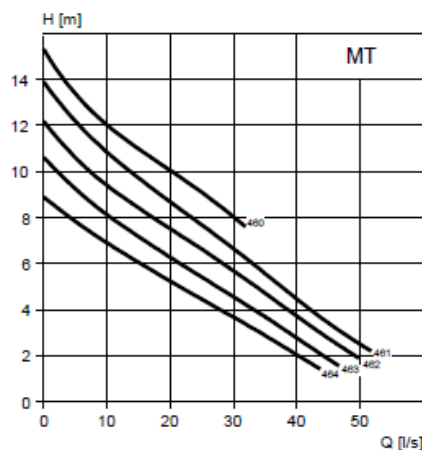
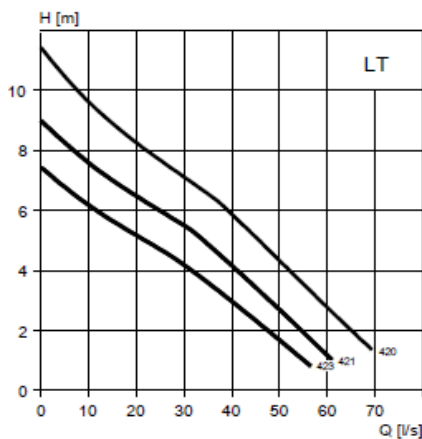
Require any pipework, accessories or pump control equipment? Please contact us for more information

N 3102 Adaptive (Self Cleaning Impeller):



Product:	N 3102 LT	N 3102 MT	N 3102 SH
Impeller Type:	Self Cleaning	Self Cleaning	Self Cleaning
Installation Types:	P, S, T, Z	P, S, T, Z	P, S, T, Z
kW:	2.4-3.1kW	2.4-3.1kW	4.2kW
Discharge:	150mm	100mm	80mm
Weight (Approx.):	120kg	107kg	105kg
Voltage/Phase:	400/3	400/3	400/3
Rated Current (A)	5.7-6.8	5.7-6.8	7.8-8.2
Height (Approx.):	610mm	600mm	595mm
Width (Approx.):	676mm	676mm	671mm

Part	Material	Material	Material
Major Castings:	Cast Iron	Cast Iron	Cast Iron
Impeller:	Cast Iron	Cast Iron	Cast Iron
Pump Housing:	Cast Iron	Cast Iron	Cast Iron
Volute:	Cast Iron	Cast Iron	Cast Iron
Shaft:	Stainless Steel	Stainless Steel	Stainless Steel



APPLICATIONS

Wastewater Pumping | Cooling Water | Process Water | Sludge Handling
Industrial Effluent | Storm Water | Raw Water | Pumping Stations

sales@pumpsupplies.co.uk

01452 726999

www.pumpsupplies.co.uk



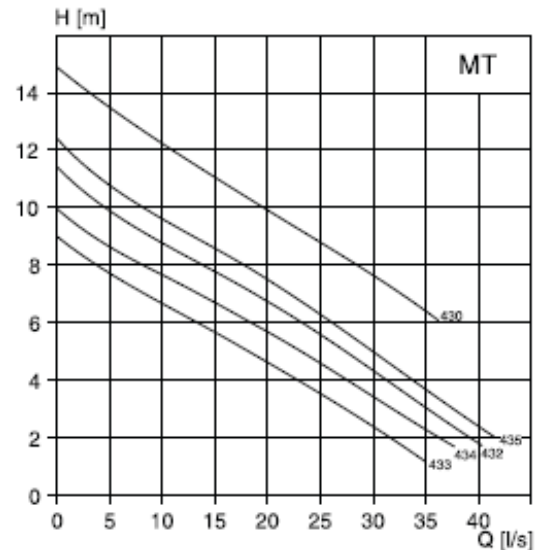
Require any pipework, accessories or pump control equipment? Please contact us for more information

C 3102 (Channel Impeller):

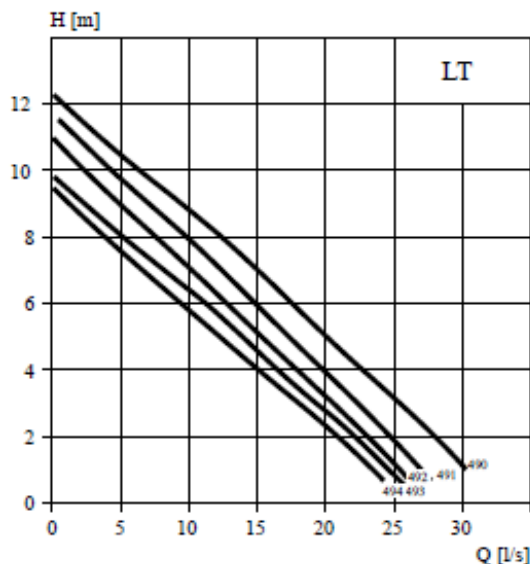


Product:	C 3102 MT
Impeller Type:	Channel
Installation Types:	P, S, T, Z
kW:	2.4-3.1kW
Discharge:	100mm
Weight (Approx.):	112kg
Voltage/Phase:	400/3
Rated Current (A)	5.1-6.3
Height (Approx.):	600mm
Width (Approx.):	676mm

Part	Material
Major Castings:	Cast Iron
Impeller:	Cast Iron
Pump Housing:	Cast Iron
Volute:	Cast Iron
Shaft:	Stainless Steel



F 3102 (Chopper Impeller):



Product:	F 3102 LT
Impeller Type:	Chopper
Installation Types:	P, S, T, Z
kW:	3.1kW
Discharge:	100mm
Weight (Approx.):	107kg
Voltage/Phase:	400/3
Rated Current (A)	6.3
Height (Approx.):	620mm
Width (Approx.):	671mm

Part	Material
Major Castings:	Cast Iron
Impeller:	Cast Iron
Pump Housing:	Cast Iron
Volute:	Cast Iron
Shaft:	Stainless Steel

APPLICATIONS

Wastewater Pumping | Cooling Water | Process Water | Sludge Handling
Industrial Effluent | Storm Water | Raw Water | Pumping Stations

sales@pumpsupplies.co.uk

01452 726999

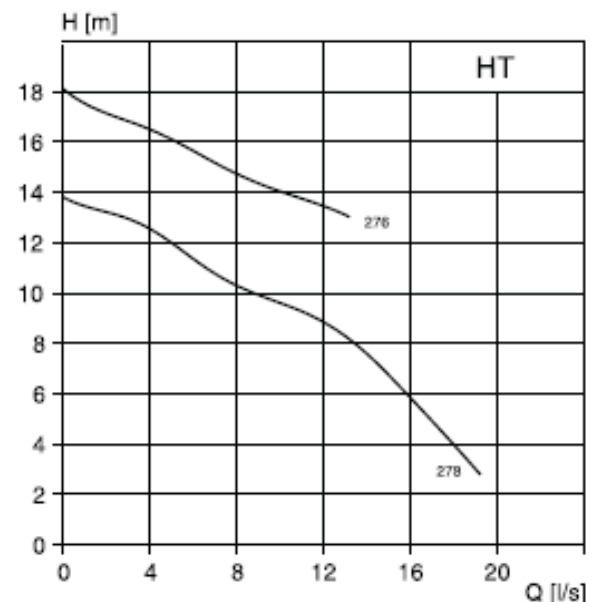
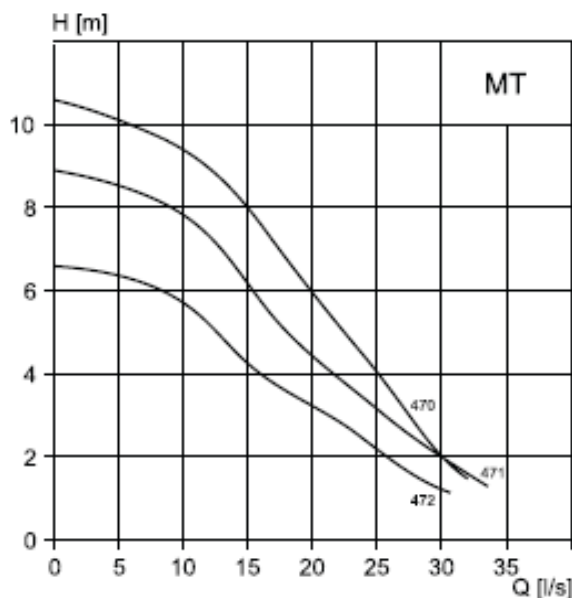
www.pumpsupplies.co.uk

D 3102 (Vortex Impeller):



Product:	D 3102 MT	D 3102 HT
Impeller Type:	Vortex	Vortex
Installation Types:	P, T, Z	P, T, Z
kW:	3.1kW	4.2kW
Discharge:	100mm	80mm
Weight (Approx.):	105kg	81kg
Voltage/Phase:	400/3	400/3
Rated Current (A)	6.3	7.8-8.2
Height (Approx.):	660mm	575mm
Width (Approx.):	636mm	620mm

Part	Material	Material
Major Castings:	Cast Iron	Cast Iron
Impeller:	Cast Iron	Cast Iron
Pump Housing:	Cast Iron	Cast Iron
Volute:	Cast Iron	Cast Iron
Shaft:	Stainless Steel	Stainless Steel



APPLICATIONS

Wastewater Pumping | Cooling Water | Process Water | Sludge Handling
Industrial Effluent | Storm Water | Raw Water | Pumping Stations

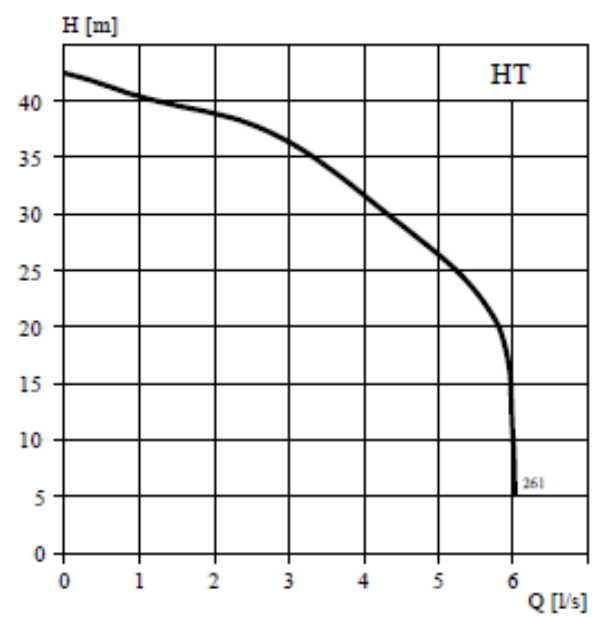
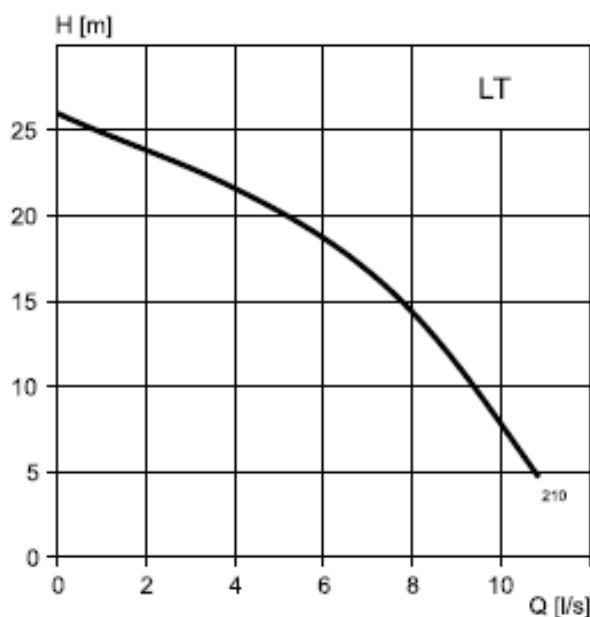
M 3102 (Grinder Impeller):



Product:	M 3102 LT	M 3102 HT
Impeller Type:	Grinder	Grinder
Installation Types:	F, H, P	F, H, P
kW:	4.4kW	4.4kW
Discharge:	50mm	40mm
Weight (Approx.):	78kg	78kg
Voltage/Phase:	400/3	400/3
Rated Current (A)	8.7	8.7
Height (Approx.):	520mm	520mm
Width (Approx.):	515mm	540mm



Part	Material	Material
Major Castings:	Cast Iron	Cast Iron
Impeller:	Cast Iron	Cast Iron
Pump Housing:	Cast Iron	Cast Iron
Volute:	Cast Iron	Cast Iron
Shaft:	Stainless Steel	Stainless Steel



APPLICATIONS

Wastewater Pumping | Cooling Water | Process Water | Sludge Handling
Industrial Effluent | Storm Water | Raw Water | Pumping Stations

Founded in 1982, Pump Supplies is a leading supplier of Electric submersible pumps into the UK and Irish market. Operating out of 5 strategically located depots our business specialises in all aspects of submersible pumps, from hire & sales to servicing and pump station installations.



HEAD OFFICE:

Llewellyn's Quay
The Docks
Port Talbot
SA13 1RF

Tel: 01639 895815

CENTRAL DISTRIBUTION WAREHOUSE:

Unit 1, The Old Airfield
Moreton Valence
Gloucester
GL2 7NG

Tel: 01452 726999