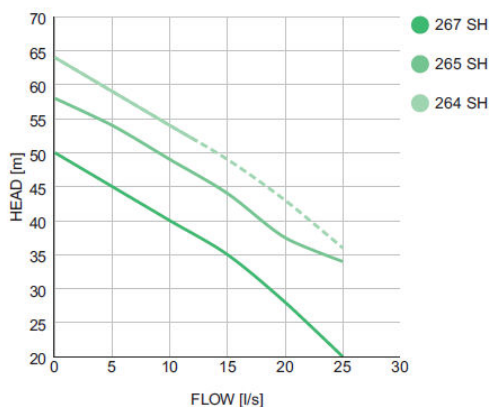
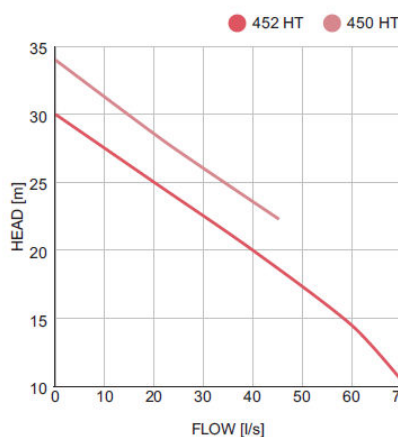
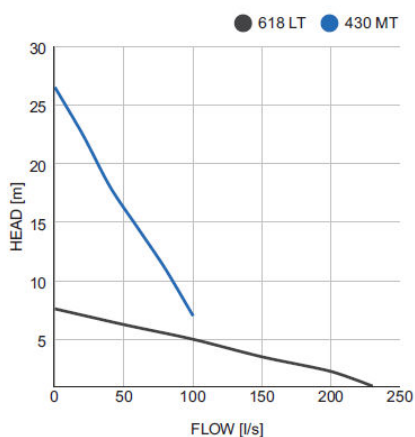




Visit us online:  
[www.pumpsupplies.co.uk](http://www.pumpsupplies.co.uk)

Or via email:  
[sales@pumpsupplies.co.uk](mailto:sales@pumpsupplies.co.uk)

### Flygt C3152 LT/MT/HT/SH



#### Installation Types:

- P- Semi permanent, wet well
- S- Semi permanent, free standing
- T- Vertical, dry well

#### Impeller Type:

C- single or multi-vane channel impeller

#### Typical Applications:

- Wastewater
- Cooling Water
- Raw Water
- Sludge
- Flood/Storm Water
- Industrial Effluent
- Process Water

Impeller Curve	Voltage (v)	Motor (kw)	F.L.C. (amps)	Discharge (mm)	Weight (kg)	Height (mm)	Width (mm)
618	400	8.8	18	200	426	1225	1065
430	400	13.5	27	150	232	1130	885
452	400	13.5	27	150/100	232	1090	835
450	400	13.5	27	150/100	232	1090	835
267	400	15	28	100	290	1090	765
265	400	15	28	100	290	1090	765
264	400	15	28	100	290	1090	765

*\*Technical data is for guidance only; please contact your local depot for precise information*

## AVAILABLE FOR IMMEDIATE HIRE

**Need any pipework & accessories , control equipment or require installation?**

Please contact us for more information and we'll be happy to help

[sales@pumpsupplies.co.uk](mailto:sales@pumpsupplies.co.uk)

01452 726999

[www.pumpsupplies.co.uk](http://www.pumpsupplies.co.uk)