



Visit us online:  
[www.pumpsupplies.co.uk](http://www.pumpsupplies.co.uk)

## Flygt 3068

### Electric Submersible Pump

- Cast Iron submersible pump available with either a channel, vortex, chopper or grinder impeller
- Available in guide rail or free standing configurations
- Highly efficient pump performance

T: 01452 726999  
F: 01452 721746  
E: [sales@pumpsupplies.co.uk](mailto:sales@pumpsupplies.co.uk)

[www.pumpsupplies.co.uk](http://www.pumpsupplies.co.uk)





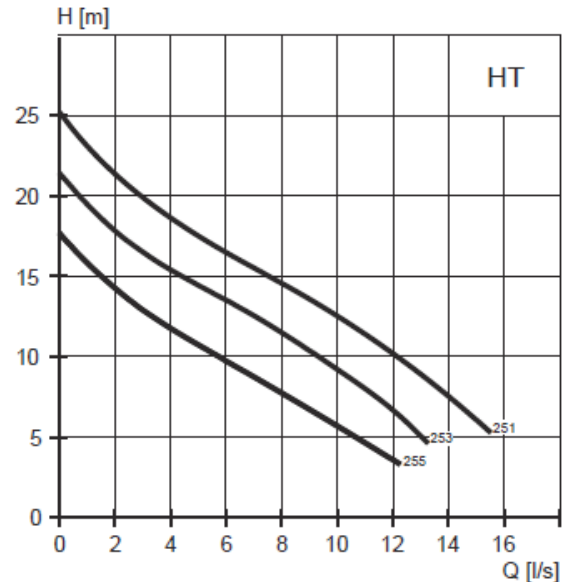
Require any pipework, accessories or pump control equipment? Please contact us for more information

## C 3068 (Channel Impeller):



<b>Product:</b>	C 3068 1 ph	C 3068 3 ph
<b>Impeller Type:</b>	Channel	Channel
<b>Installation Types:</b>	P, F, S & X	P, F, S & X
<b>kW:</b>	1.5 kW	1.7 kW - 2.4 kW
<b>Discharge:</b>	50 mm (2")	50 mm (2")
<b>Weight (Approx.):</b>	38 kg	38 kg
<b>Voltage/Phase:</b>	230/1	400/3
<b>Rated Current (A)</b>	9.4	3.8-5.1
<b>Height (Approx.):</b>	570 mm	570 mm
<b>Width (Approx.):</b>	325 mm	325 mm

Part	Material	Material
<b>Major Castings:</b>	Cast Iron	Cast Iron
<b>Impeller:</b>	Cast Iron	Cast Iron
<b>Pump Housing:</b>	Cast Iron	Cast Iron
<b>Volute:</b>	Cast Iron	Cast Iron
<b>Shaft:</b>	Stainless Steel	Stainless Steel

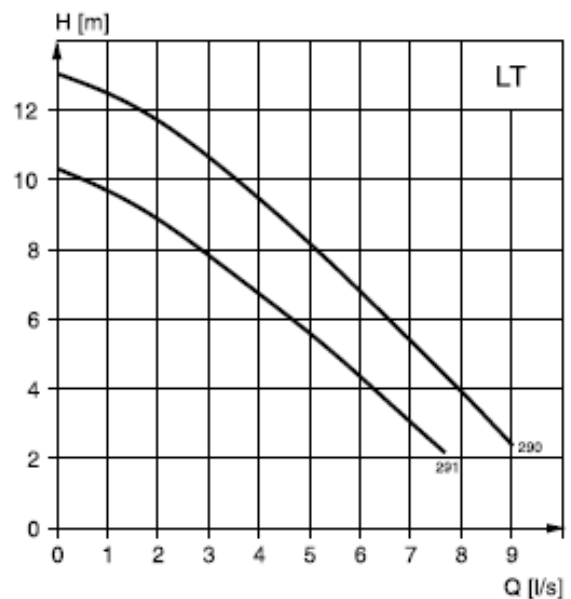


## F 3068 LT (Chopper Impeller):



<b>Product:</b>	F 3068 3 ph
<b>Impeller Type:</b>	Chopper
<b>Installation Types:</b>	P, X & S
<b>kW:</b>	1.7 kW - 2.4 kW
<b>Discharge:</b>	40 mm
<b>Weight (Approx.):</b>	35 kg
<b>Voltage/Phase:</b>	400/3
<b>Rated Current (A)</b>	3.8-5.1
<b>Height (Approx.):</b>	470 mm
<b>Width (Approx.):</b>	325 mm

Part	Material
<b>Major Castings:</b>	Cast Iron
<b>Impeller:</b>	Cast Iron
<b>Pump Housing:</b>	Cast Iron
<b>Volute:</b>	Cast Iron
<b>Shaft:</b>	Stainless Steel



### APPLICATIONS

Wastewater Pumping | Cooling Water | Process Water | Sludge Handling  
Industrial Effluent | Storm Water | Raw Water | Pumping Stations

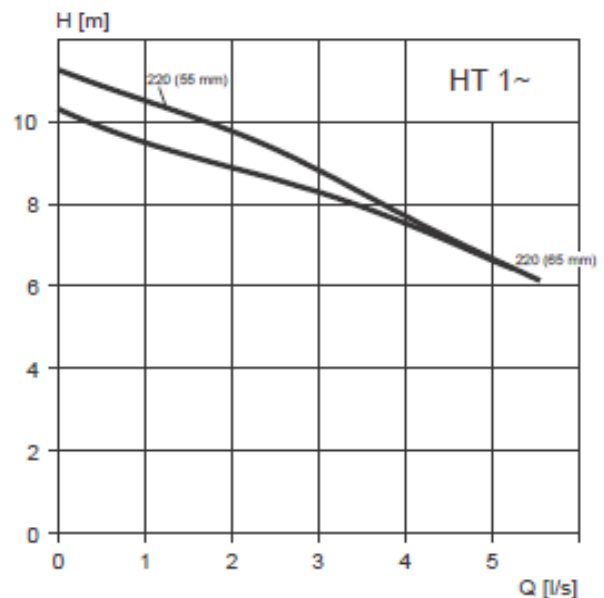
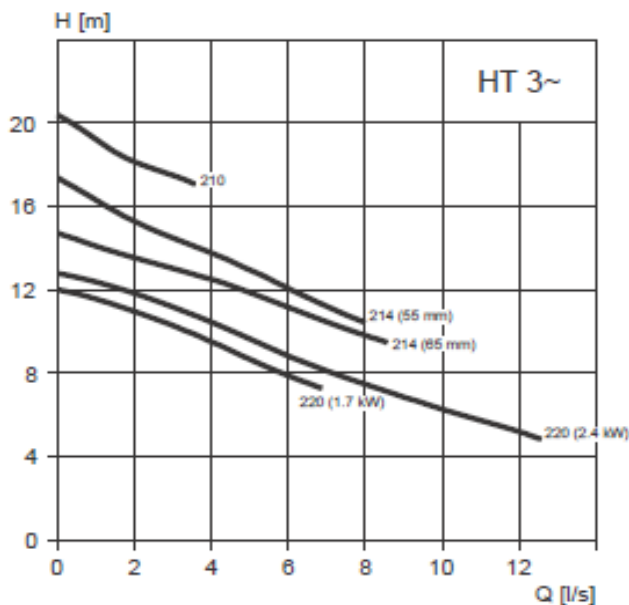
**D 3068 HT (Vortex Impeller):**



Product:	D 3068 HT 1 ph	D 3068 HT 3 ph
Impeller Type:	Vortex	Vortex
Installation Types:	P, F, S & X	P, F, S & X
kW:	1.5 kW	1.7 kW - 2.4 kW
Discharge:	55 mm	55 mm
Weight (Approx.):	38 kg	38 kg
Voltage/Phase:	230/1	400/3
Rated Current (A)	8.7	17-27
Height (Approx.):	570 mm	570 mm
Width (Approx.):	325 mm	325 mm



Part	Material	Material
Major Castings:	Cast Iron	Cast Iron
Impeller:	Cast Iron	Cast Iron
Pump Housing:	Cast Iron	Cast Iron
Volute:	Cast Iron	Cast Iron
Shaft:	Stainless Steel	Stainless Steel



**APPLICATIONS**

Wastewater Pumping | Cooling Water | Process Water | Sludge Handling  
 Industrial Effluent | Storm Water | Raw Water | Pumping Stations



Require any pipework, accessories or pump control equipment? Please contact us for more information

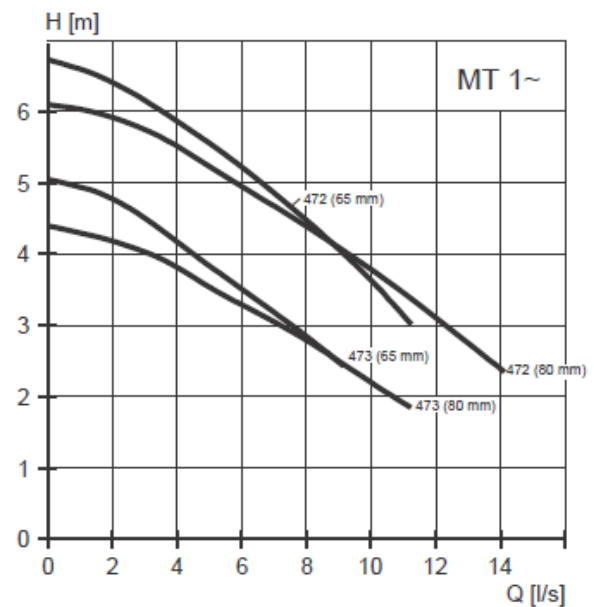
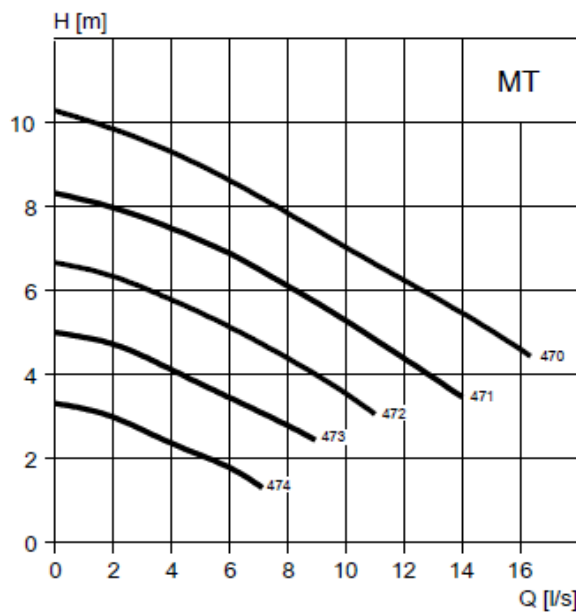


**D 3068 MT (Vortex Impeller):**

Product:	D 3068 MT 1 ph	D 3068 MT 3 ph
Impeller Type:	Vortex	Vortex
Installation Types:	P, F, S & X	P, F, S & X
kW:	1.3 kW	1.5 kW - 2kW
Discharge:	65 mm	65 mm
Weight (Approx.):	38 kg	38 kg
Voltage/Phase:	230/1	400/3
Rated Current (A)	8.4	4.4-5
Height (Approx.):	485 mm	485 mm
Width (Approx.):	325 mm	325 mm



Part	Material	Material
Major Castings:	Cast Iron	Cast Iron
Impeller:	Cast Iron	Cast Iron
Pump Housing:	Cast Iron	Cast Iron
Volute:	Cast Iron	Cast Iron
Shaft:	Stainless Steel	Stainless Steel



**APPLICATIONS**

Wastewater Pumping | Cooling Water | Process Water | Sludge Handling  
 Industrial Effluent | Storm Water | Raw Water | Pumping Stations

sales@pumpsupplies.co.uk

01452 726999

www.pumpsupplies.co.uk

Technical Information is for guidance only, please contact us for precise information prior to order



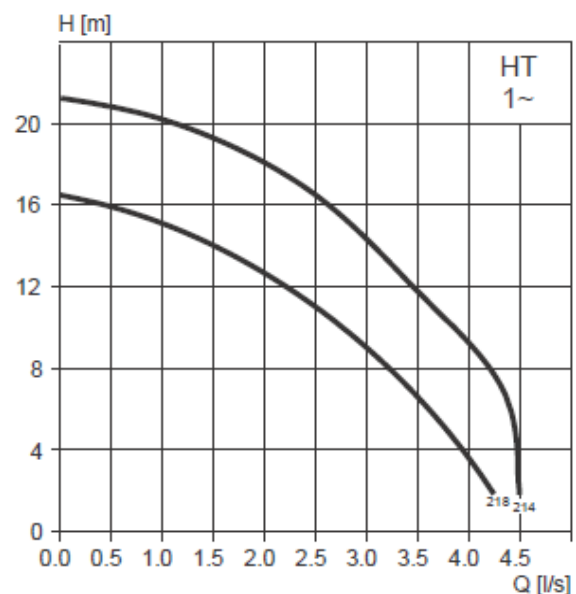
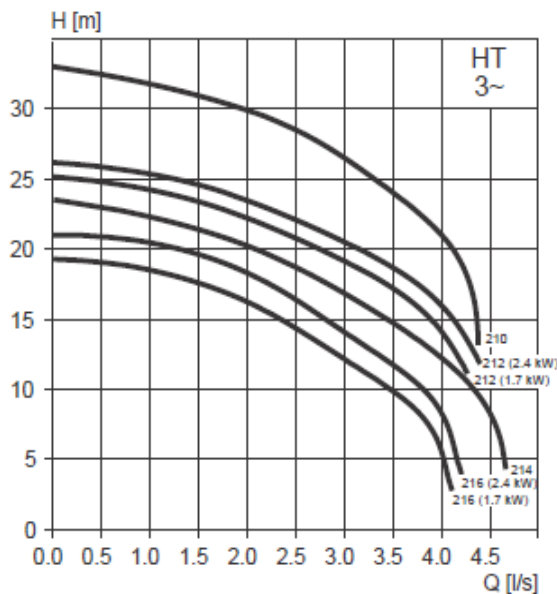
*Require any pipework, accessories or pump control equipment? Please contact us for more information*

**M 3068 HT (Grinder Impeller):**



Product:	M 3068 3 ph	M 3068 1 ph
Impeller Type:	Grinder	Grinder
Installation Types:	P, X & F	P, X & F
kW:	1.7 kW - 2.4 kW	1.7 kW - 2.4 kW
Discharge:	40 mm	40 mm
Weight (Approx.):	31 kg	31 kg
Voltage/Phase:	400/3	230/1
Rated Current (A)	3.8-5.3	9.4
Height (Approx.):	490 mm	490 mm
Width (Approx.):	310 mm	310 mm

Part	Material	Material
Major Castings:	Cast Iron	Cast Iron
Impeller:	Cast Iron	Cast Iron
Pump Housing:	Cast Iron	Cast Iron
Volute:	Cast Iron	Cast Iron
Shaft:	Stainless Steel	Stainless Steel



**APPLICATIONS**

Wastewater Pumping | Cooling Water | Process Water | Sludge Handling  
Industrial Effluent | Storm Water | Raw Water | Pumping Stations

sales@pumpsupplies.co.uk

01452 726999

www.pumpsupplies.co.uk

Founded in 1982, Pump Supplies is a leading supplier of Electric submersible pumps into the UK and Irish market. Operating out of 5 strategically located depots our business specialises in all aspects of submersible pumps, from hire & sales to servicing and pump station installations.



**HEAD OFFICE:**

Llewellyn's Quay  
The Docks  
Port Talbot  
SA13 1RF

Tel: 01639 895815

**CENTRAL DISTRIBUTION WAREHOUSE:**

Unit 1, The Old Airfield  
Moreton Valence  
Gloucester  
GL2 7NG

Tel: 01452 726999